



## CLEAR COLLECTION FOR CLEAR ALIGNERS

CLEAR SOLUTIONS FOR  
CUSTOMIZED EFFICIENCY

How the best perform



Hu-Friedy's

# CLEAR COLLECTION

Hu-Friedy's Clear Collection consists of innovative instruments designed to accent, individualize and optimize the biomechanics of the “invisible” aligner experience with no heat required.

## THE TEAR DROP

| 678-800

An instrument created to add a notch at the gingival margin of clear aligners anywhere elastic hooks are required within the arch. The Tear Drop provides a reservoir to hold the elastics in place as the aligner is seated. This permits easier manipulation of elastics by the patient.



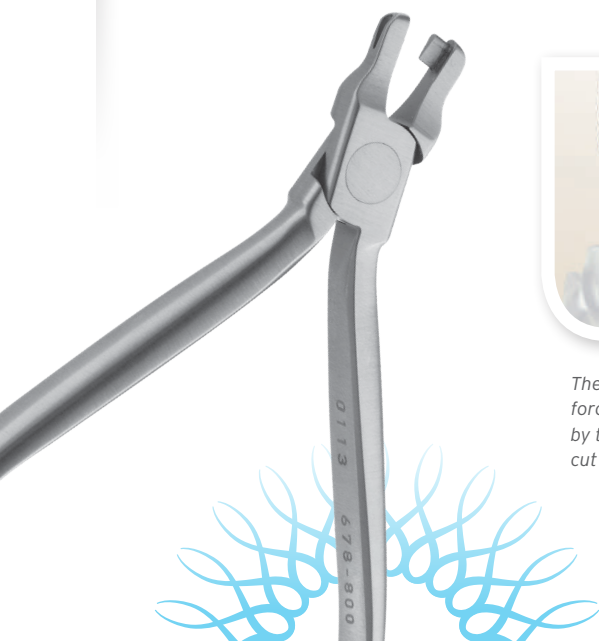
*The Tear Drop elastic hooks can be used in tandem with bonded attachments to direct eruption of teeth into aligners.*



*The Tear Drop is positioned at an angle to the force that will be applied to the clear aligner by the elastics and the depth of the reservoir cut can be adjusted to need.*



*The Tear Drop elastic hook can be used to hook-up elastics of all types from Class II, Class III, Delta, Class I intraarch, for connection to TADS, and to produce extrusive forces for specific teeth.*



# THE VERTICAL

## | 678-801

Correcting rotations is often a challenge with aligners. The Vertical emphasizes over-correction of rotations by producing an indentation at the mesial or distal line angles of a specific tooth. As an option, a rotational couple can also be created using vertical indents on facial and lingual surfaces on opposing sides of a tooth. The Vertical can also be used to produce an indent to produce a mild “nudge” to enhance resolution of in-and-out discrepancies.



*Impress an indentation with The Vertical along the mesial or distal line angle of a tooth to enhance rotational control.*



# THE HORIZONTAL

## | 678-802

The Horizontal instrument produces an indentation to accent individual root torque. It also serves a second purpose by enhancing retention of either clear aligners or retainers by placing an indent into a tooth's undercut or below a bonded attachment.




*Accent individual root torque by producing an indent at the gingival margin on either the buccal or lingual for any tooth in the arch form.*



*Increase clear aligner or retainer retentiveness by producing a horizontal indent into the undercut of specific teeth or just under an attachment.*

# THE HOLE PUNCH



## | 678-803

The Hole Punch is used to create half-moon cutouts for relief of clear aligners around bonded buttons used for elastics. No need to attempt to attach buttons to plastic trays. In addition, the Hole Punch can nip away plastic to provide soft tissue clearance to prevent aligner impingement of tissue.




*The Hole Punch can also be used to relieve marginal plastic impingement or irritation of soft tissue anywhere along the aligners such as the incisive papilla.*



*The Hole Punch is positioned at the gingival margin with one-half of the "circle" of the punch over the plastic of the aligner.*



*The half moon cutout can be placed on any tooth where bonded buttons or brackets are added for elastics or other biomechanics.*



Hu-Friedy's Clear Collection was designed by S. Jay Bowman, DMD MSD. Jay is a Diplomate of the American Board of Orthodontics, a member of the Edward H. Angle Society of Orthodontics, and on faculty of four universities. He has published numerous articles and book chapters, developed several orthodontic inventions, and provided lectures on orthodontics around the world. Jay has maintained a clinical practice in Kalamazoo/Portage, Michigan for over 28 years.



## CLEAR COLLECTION FOR CLEAR ALIGNERS

The Tear Drop	678-800	The Hoizontal	678-802
The Vertical	678-801	The Hole Punch	678-803

For more information about  
Hu-Friedy's Total Solutions visit

**HU-FRIEDY.COM**

PERIODONTAL



RESTORATIVE



ORTHODONTIC



INSTRUMENT  
MANAGEMENT



ENDODONTIC



SURGICAL



ULTRASONIC  
SCALING



Hu-Friedy Mfg. Co., LLC: 3232 N. Rockwell St. | Chicago, IL 60618 | U.S.A.  
Telephone: 1-800-Hu-Friedy (1-773-975-6100) | Website: Hu-Friedy.com

©2018 Hu-Friedy Mfg. Co., LLC. All rights reserved. [496] HFO-2713/0218

