


ORBIT[®]
ABUTMENT

Easy system concept

ORBIT ABUTMENT compatible with positionable Prosthetics from 0° to 30° on 360° of revolution
ORBIT ABUTMENT compatibile con varie piattaforme implantari e LEM posizionabile da 0° a 30° su 360°

INTERNATIONAL PATENTED WIPO|PCT



Packaging / Confezionamento

Orbit abutment is packaged with a LEMO, Probe screw, Spherical abutment and the connecting screw.

Orbit abutment è comprensivo di LEMO, vite Probe, moncone sferico e vite di fissaggio.

Product	Front	Persp.	Description	Material	Art.-No.
ORBIT abutment 3i® Certain® 3.4 platform H1.5 mm			ORBIT abutment 3i® Certain® 3.4 platform, H1.5 mm with PROBE-screw, LEMO	Ti gr. 5	SPHII1
ORBIT abutment 3i® Certain® 3.4 platform H3.0 mm			ORBIT abutment 3i® Certain® 3.4 platform, H3.0 mm with PROBE-screw, LEMO	Ti gr. 5	SPHII3
ORBIT abutment 3i® Certain® 4.1 platform H1.5 mm			ORBIT abutment 3i® Certain® 4.1 platform, H1.5 mm with PROBE-screw, LEMO	Ti gr. 5	SPHII5
ORBIT abutment 3i® Certain® 4.1 platform H3.0 mm			ORBIT abutment 3i® Certain® 4.1 platform, H3.0 mm with PROBE-screw, LEMO	Ti gr. 5	SPHII7
ORBIT abutment 3i® Esternal HEX® 4.1 platform H1.5 mm			ORBIT abutment 3i® Esternal HEX® 4.1 platform, H1.5 mm with PROBE-screw, LEMO	Ti gr. 5	SPHIX5
ORBIT abutment 3i® Esternal HEX® 4.1 platform H3.0 mm			ORBIT abutment 3i® Esternal HEX® 4.1 platform, H3.0 mm with PROBE-screw, LEMO	Ti gr. 5	SPHIX7
ORBIT abutment Anthogyr® Simedà® platform H1.5 mm			ORBIT abutment Anthogyr® Simedà® platform, H1.5 mm with PROBE-screw, LEMO	Ti gr. 5	SPHIA1
ORBIT abutment Anthogyr® Simedà® platform H3.0 mm			ORBIT abutment Anthogyr® Simedà® platform, H3.0 mm with PROBE-screw, LEMO	Ti gr. 5	SPHIA3
ORBIT abutment Dentsply Sirona® Astra Tech® platform H1.5 mm			ORBIT abutment Dentsply Sirona® Astra Tech® platform 3.5/4.0, H1.5 mm with PROBE-screw, LEMO	Ti gr. 5	SPHIT1
ORBIT abutment Dentsply Sirona® Astra Tech® platform H3.0 mm			ORBIT abutment Dentsply Sirona® Astra Tech® platform 3.5/4.0, H3.0 mm with PROBE-screw, LEMO	Ti gr. 5	SPHIT3
ORBIT abutment Megagen® Anyone® RP platform H1.5 mm			ORBIT abutment Megagen® Anyone® RP platform, H1.5 mm with PROBE-screw, LEMO	Ti gr. 5	SPHIM1
ORBIT abutment Megagen® Anyone® RP platform H3.0 mm			ORBIT abutment Megagen® Anyone® RP platform, H3.0 mm with PROBE-screw, LEMO	Ti gr. 5	SPHIM3

Note
The ORBIT abutment should be inserted using 30Ncm, LEM should be inserted with 35-60Ncm torque for bridges and extended work, 45-60 Ncm for single implants.
Nota
ORBIT abutment deve essere avvitato a 30Ncm, il LEM deve essere stretto a 35-60Ncm torque per bridge e toronto, a 45-60Ncm su impianto singolo.











Product	Front	Persp.	Description	Material	Art.-No.
ORBIT abutment Megagen® Anyridge® D4.0 platform H1.5 mm			ORBIT abutment Megagen® Anyridge® D4.0 platform, H1.5 mm with PROBE-screw, LEMO	Ti gr. 5	SPHIM5
ORBIT abutment Megagen® Anyridge® D4.0 platform H3.0 mm			ORBIT abutment Megagen® Anyridge® D4.0 platform, H3.0 mm with PROBE-screw, LEMO	Ti gr. 5	SPHIM7
ORBIT abutment Bredent® Blue Sky® platform H1.5 mm			ORBIT abutment Bredent® Blue Sky® platform, H1.5 mm with PROBE-screw, LEMO	Ti gr. 5	SPHIB5
ORBIT abutment Bredent® Blue Sky® platform H3.0 mm			ORBIT abutment Bredent® Blue Sky® platform, H3.0 mm with PROBE-screw, LEMO	Ti gr. 5	SPHIB7
ORBIT abutment Bredent® Copa Sky® D4.0 platform H1.5 mm			ORBIT abutment Bredent® Copa Sky® D4.0 platform, H1.5 mm with PROBE-screw, LEMO	Ti gr. 5	SPHIB1
ORBIT abutment Bredent® Copa Sky® D4.0 platform H3.0 mm			ORBIT abutment Bredent® Copa Sky® D4.0 platform, H3.0 mm with PROBE-screw, LEMO	Ti gr. 5	SPHIB3
ORBIT abutment Dentsply® Ankylos® platform H1.5 mm			ORBIT abutment Dentsply® Ankylos® platform H1.5 mm with PROBE-screw, LEMO	Ti gr. 5	SPHIK1
ORBIT abutment Dentsply® Ankylos® platform H3.0 mm			ORBIT abutment Dentsply® Ankylos® platform H3.0 mm with PROBE-screw, LEMO	Ti gr. 5	SPHIK3
ORBIT abutment Dentsply® Ankylos® platform H4.5 mm			ORBIT abutment Dentsply® Ankylos® platform H4.5 mm with PROBE-screw, LEMO	Ti gr. 5	SPHIK4
ORBIT abutment Neodent® Gm® platform H1.5 mm			ORBIT abutment Neodent® Gm® platform, H1.5 mm with PROBE-screw, LEMO	Ti gr. 5	SPHID1
ORBIT abutment Neodent® Gm® platform H3.0 mm			ORBIT abutment Neodent® Gm® platform, H3.0 mm with PROBE-screw, LEMO	Ti gr. 5	SPHID3
ORBIT abutment Nobel® Active® NP D3.5 platform H1.5 mm			ORBIT abutment Nobel® Active® NP D3.5 platform H1.5 mm with PROBE-screw, LEMO	Ti gr. 5	SPHIN1
ORBIT abutment Nobel® Active® NP D3.5 platform H3.0 mm			ORBIT abutment Nobel® Active® NP D3.5 platform H3.0 mm with PROBE-screw, LEMO	Ti gr. 5	SPHIN3
ORBIT abutment Nobel® Active® RP D4.3 platform H1.5 mm			ORBIT abutment Nobel® Active® RP D4.3 platform H1.5 mm with PROBE-screw, LEMO	Ti gr. 5	SPHIN5
ORBIT abutment Nobel® Active® RP D4.3 platform H3.0 mm			ORBIT abutment Nobel® Active® RP D4.3 platform H3.0 mm with PROBE-screw, LEMO	Ti gr. 5	SPHIN7

Note
The ORBIT abutment should be inserted using 30Ncm, LEM should be inserted with 35-60Ncm torque for bridges and extended work, 45-60 Ncm for single implants.
Nota
ORBIT abutment deve essere avvitato a 30Ncm, il LEM deve essere stretto a 35-60Ncm torque per bridge e toronto, a 45-60Ncm su impianto singolo.





Product	Front	Persp.	Description	Material	Art.-No.
ORBIT abutment Straumann® Bone Level® D3.3 platform H1.5 mm			ORBIT abutment Straumann® Bone Level® D3.3 platform, H1.5 mm with PROBE-screw, LEMO	Ti gr. 5	SPHIS1
ORBIT abutment Straumann® Bone Level® D3.3 platform H3.0 mm			ORBIT abutment Straumann® Bone Level® D3.3 platform, H3.0 mm with PROBE-screw, LEMO	Ti gr. 5	SPHIS3
ORBIT abutment Straumann® Bone Level® D4.1 platform H1.5 mm			ORBIT abutment Straumann® Bone Level® D4.1 platform, H1.5 mm with PROBE-screw, LEMO	Ti gr. 5	SPHIS5
ORBIT abutment Straumann® Bone Level® D4.1 platform H3.0 mm			ORBIT abutment Straumann® Bone Level® D4.1 platform, H3.0 mm with PROBE-screw, LEMO	Ti gr. 5	SPHIS7
ORBIT abutment Straumann® BLX® platform H1.5 mm			ORBIT abutment Straumann® BLX® platform, H1.5 mm with PROBE-screw, LEMO	Ti gr. 5	SPHIS8
ORBIT abutment Straumann® BLX® platform H3.0 mm			ORBIT abutment Straumann® BLX® platform, H3.0 mm with PROBE-screw, LEMO	Ti gr. 5	SPHIS9
ORBIT abutment Sweden & Martina® Kohno® D3.8 platform H1.5 mm			ORBIT abutment Sweden & Martina® Kohno® D3.8 platform, H1.5 mm with PROBE-screw, LEMO	Ti gr. 5	SPHIW1
ORBIT abutment Sweden & Martina® Kohno® D3.8 platform H3.0 mm			ORBIT abutment Sweden & Martina® Kohno® D3.8 platform, H3.0 mm with PROBE-screw, LEMO	Ti gr. 5	SPHIW3
ORBIT abutment Zimmer® Screw-vent® platform H1.5 mm			ORBIT abutment Zimmer® Screw-vent® platform, H1.5 mm with PROBE-screw, LEMO, Trough screw	Ti gr. 5	SPHIZ1
ORBIT abutment Zimmer® Screw-vent® platform H3.0 mm			ORBIT abutment Zimmer® Screw-vent® platform, H3.0 mm with PROBE-screw, LEMO, Trough screw	Ti gr. 5	SPHIZ3
ORBIT abutment Cono-In® RT® Implafavourite® platform H1.5 mm			ORBIT abutment Cono-In® RT® Implafavourite platform, H1.5 mm with PROBE-screw, LEMO	Ti gr. 5	SPHIR1
ORBIT abutment Cono-In® RT® Implafavourite® platform H3.0 mm			ORBIT abutment Cono-In® RT® Implafavourite platform, H3.0 mm with PROBE-screw, LEMO	Ti gr. 5	SPHIR3
ORBIT abutment Conical P-i Branemark® platform H1.5 mm			ORBIT abutment Conical P-i Branemark®, H1.5 mm with PROBE-screw, LEMO	Ti gr. 5	SPHIP1
ORBIT abutment Conical P-i Branemark® platform H3.0 mm			ORBIT abutment Conical P-i Branemark®, H3.0 mm with PROBE-screw, LEMO	Ti gr. 5	SPHIP3

Note
The ORBIT abutment should be inserted using 30Ncm, LEM should be inserted with 35-60Ncm torque for bridges and extended work, 45-60 Ncm for single implants.
Nota
ORBIT abutment deve essere avvitato a 30Ncm, il LEM deve essere stretto a 35-60Ncm torque per bridge e toronto, a 45-60Ncm su impianto singolo.


Spare parts Orbit Abutment and LEM/ Ricambi per Orbit Abutment e LEM

Product	Front	Persp.	Description	Material	Art.-No.
Trough-Screw Zimmer® Screw-vent® connection H1.5 mm			Trough-Screw Zimmer® Screw-vent® ORBIT abutment connection with implant H1.5 mm	Ti gr. 5	VSPHZ1
Trough-Screw Zimmer® Screw-vent® connection H3.0 mm			Trough-Screw Zimmer® Screw-vent® ORBIT abutment connection with implant H3.0 mm	Ti gr. 5	VSPHZ3
LEM with PROBE-SCREW			Abutment for conometric 4.9° and screw prosthetic Ø 4.13 mm with Probe-screw	Ti gr. 5	LEMO
PROBE-SCREW			M2 Abutment screw for LEM	Ti gr. 5	PRO
FIXED PROBE-SCREW 0°			0° Fixed M2 Abutment screw for LEM/OLE for reference or single tooth	Ti gr. 5	5PRO

Prosthetic instruments for Orbit Abutment and LEM Strumenti protesici per Orbit Abutment e LEM

Product	Image	Description	Material	Art.-No.
PARALLELIZER LEM		Parallelizer for LEM abutment. This specific instrument has been designed to facilitate the parallelization of LEM abutment prosthetic emergence.	Surgical Steel	PAR
MANUAL LEM DRIVER		Manual driver for abutment LEM and driver for 4ICIC	Surgical Steel	ILEM
ORBIT ABUTMENT DRIVER S		Small ORBIT abutment driver contrangle and manual	Surgical Steel	4ICIC
TORQUE WRENCH		Torque wrench with Ø 7.0 mm head	Surgical Steel	DNM

OVERDENTURE ORBIT ABUTMENT OLE2



At the same price it is possible to order the abutment with Over-Lem OLE2 for overdenture instead of the LEM0 by inserting number **5** in front of the normal code for example **5SPHIZ1**

Allo stesso prezzo è possibile ordinare il moncone con Over-Lem OLE2 per overdenture al posto del LEM0 inserendo il numero **5** davanti al codice elencato sopra ad esempio **5SPHIZ1**

Prosthetic instruments for Orbit Abutment and OLE2 Strumenti protesici per Orbit Abutment e OLE2

Product	Image	Description	Material	Art.-No.
PARALLELIZER LEM		Parallelizer for LEM abutment. This specific instrument has been designed to facilitate the parallelization of LEM abutment prosthetic emergence.	Surgical Steel	PAR
OLE2 DRIVER OVERDENTURE		Driver for overdenture OLE2 compatible with parallelizer	Surgical Steel	ICOLE
OLE2 PARALLELIZING CYLINDER		OLE2 Parallelizing Cylinder to be used with the PAR parallelizer	Surgical Steel	CILOLE
MANUAL LEM DRIVER		Manual driver for abutment LEM and driver for 4ICIC	Surgical Steel	ILEM
ORBIT ABUTMENT DRIVER S		Small ORBIT abutment driver contrangle and manual	Surgical Steel	4ICIC
TORQUE WRENCH		Torque wrench with Ø 7.0 mm head	Surgical Steel	DNM


Note

ORBIT abutment should be inserted using 30Ncm, OLE2 should be inserted with 35-60Ncm torque for bridges and extended work, 45-60 Ncm for single implants.

Nota

ORBIT abutment deve essere avvitato a 30Ncm, OLE2 deve essere stretto a 35-60Ncm torque per bridge e toronto, a 45-60Ncm su impianto singolo.

O-MUA ORBIT ABUTMENT MULEM1




At the same price it is possible to order the abutment with MUA-ORBIT **MULEM1** instead of the LEMO by inserting number **3** in front of the normal code for example **3SPHIZ1**

Attention: each O-MUA includes its mounter

Allo stesso prezzo è possibile ordinare il moncone con MUA-ORBIT **MULEM1** al posto del LEMO inserendo il numero **3** davanti al codice elencato sopra ad esempio **3SPHIZ1**

attenzione: ogni O-MUA e comprensivo del portatore (Mounter)



Prosthetic instruments for MUA-Orbit Abutment MULEM1 Strumenti protesici per MUA-Orbit Abutment MULEM1

Product	Image	Description	Material	Art.-No.
MANUAL LEM DRIVER		Manual driver for abutment LEM and driver for 4ICIC	Surgical Steel	ILEM
SCREW FIXING ILEM TO MULEM1		Screw for fix driver ILEM to O-MUA MULEM1 usable only for possible parallelization M1.4	Surgical Steel	MUPAR
ORBIT ABUTMENT DRIVER S		Small ORBIT abutment driver contrangle and manual	Surgical Steel	4ICIC
TORQUE WRENCH		Torque wrench with Ø 7.0 mm head	Surgical Steel	DNM

Note
ORBIT abutment should be inserted using 30Ncm, MULEM1 should be inserted with 35 to 65Ncm torque for bridges and extended work, 45 to 65 Ncm for single implants.

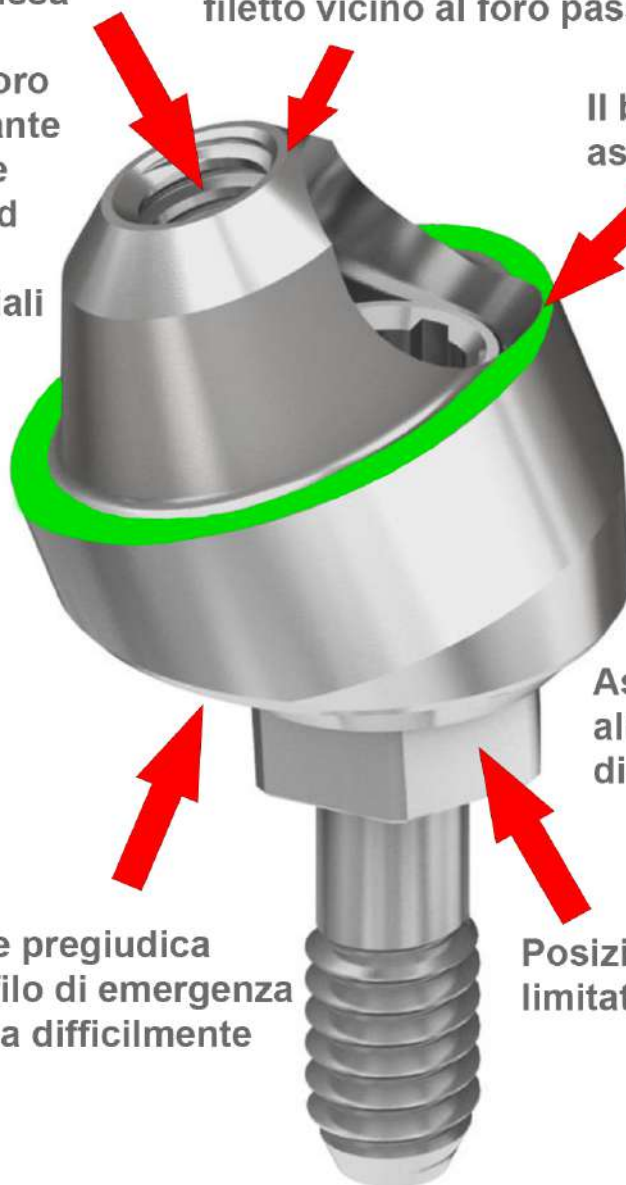
Nota
ORBIT abutment deve essere avvitato a 30Ncm, MULEM1 deve essere stretto da 35 a 65Ncm torque per bridge e toronto, da 45 a 65Ncm su impianto singolo.

PROBLEMATICHE DEI MUA INCLINATI DI ALTRI PRODUTTORI RISOLTE DAL NOSTRO MULEM BIONICA®

L'inclinazione del MUA essendo fissa impedisce di posizionare il foro della vite passante in asse ottimale costringendo ad utilizzare viti e cacciaviti speciali inclinabili

Possibilità di rotture a causa della parete troppo sottile del filetto vicino al foro passante

Il bordo di appoggio assottigliato dal foro passante della vite può causare infiltrato batterico



Assortimento di almeno 3 angolazioni diverse per 2 altezze

Sottosquadro che pregiudica fortemente il profilo di emergenza creando una tasca difficilmente deterabile.

Posizioni di rotazione limitate dall'esagono



ORBIT®
ABUTMENT



Nota Tutti i marchi qui esposti sono di proprietà dei rispettivi detentori dei copyright; marchi di terzi, nomi di prodotti, nomi commerciali, nomi corporativi e società citati possono essere marchi di proprietà dei rispettivi titolari o marchi registrati d'altre società e appartengono ai loro legittimi proprietari.

Note All trademarks displayed here are the property of their respective copyright holders; third party brands, product names, trade names, corporate names and companies mentioned may be trademarks of their respective owners or registered trademarks of other companies and belong to their legitimate owners.

